

# Oregon Food Bank

*To eliminate hunger and its root causes, because no one should be hungry.*

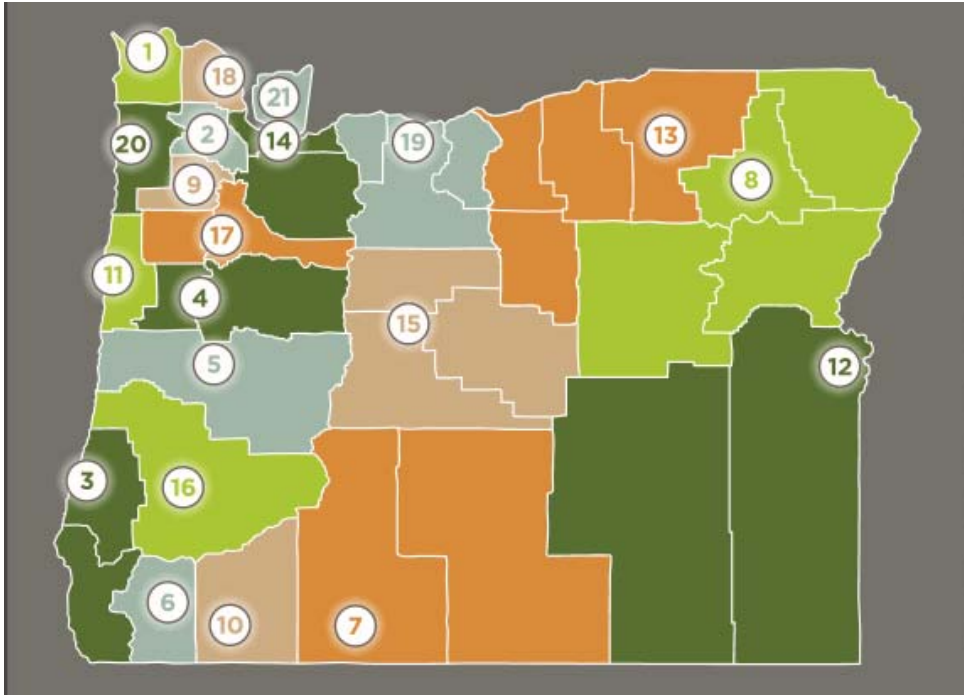


# Oregon Food Bank

- Leading fight against hunger since 1982
- Working throughout Oregon and Clark County



# OFB Network



- In operation since 1989
- 21 regional food banks
- 99,000 square miles
- 1 in 5 households in Oregon and Clark County are facing food insecurity
- 270,000 people per month receive food from a network pantry
- Food comes from farms, retailers, distributors, food drives, processors, purchased food, USDA



## Food Insecurity in Oregon

- Rate of food insecurity (not knowing where the next meal will come from) in Oregon: 14.2% (vs. 13.4% national rate)
- That's 573,000 Oregonians (194,000 children)



Source: Feeding America “Map the Meal Gap” Report.





58% of households are getting benefits from **SNAP**



82% of households say they **cook** at home daily



18% of clients are **65 years old** or older

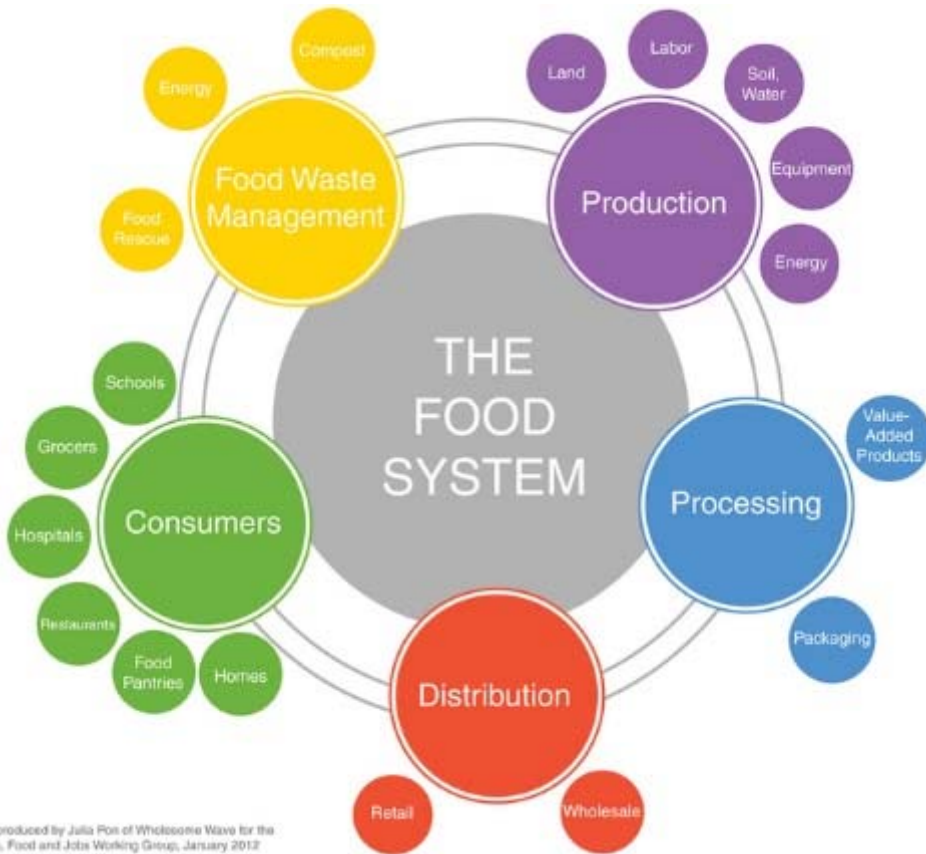


16% of households reported having someone who is **unemployed**

*Graphics from 2015 Hunger Factors Report.*



# Community Food System



# Community Food Security

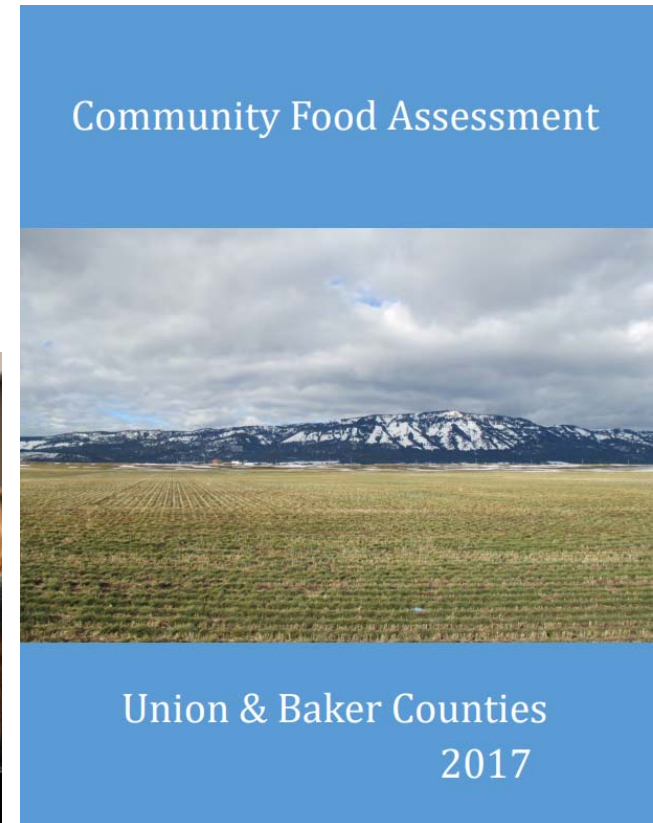
*“A condition in which community residents obtain a safe, culturally acceptable, nutritionally adequate diet through a sustainable food system that maximizes community self-reliance, social justice, and democratic decision-making.”*

-Mike Hamm & Anne Bellows



# OFB - Community Food Systems

- FEAST (food, education, agriculture solutions together)
- Networking & TA
- Community Food Assessments







Community Food Assessment

Union & Baker Counties  
2017



# FEAST Locations

-  Community FEAST
-  Community Conversation
-  Hunger Free Community
-  Fisheries FEAST

